

Bausparkasse Schwäbisch Hall AG

Investor Presentation



Summary 2024



Vision	<ul style="list-style-type: none">- A leading provider of products and services in the cooperative Building and Living ecosystem in close cooperation with the cooperative banks
Mission	<ul style="list-style-type: none">- To create and preserve homes
Position	<ul style="list-style-type: none">- Sustainable real estate financing provider and part of the German Cooperative Banking Group- New business: housing financing €13.6 billion and Bausparen €28.1 billion
Earnings position/ Balance sheet	<ul style="list-style-type: none">- €64m profit before tax (IFRS consolidated)- Total assets €82.7bn (IFRS consolidated)
Sales network	<ul style="list-style-type: none">- Approximately 3,000 sales agents and almost 100% of cooperative banks
Customers	<ul style="list-style-type: none">- Around 6.1m customers in Germany- Almost 1m customers outside Germany
Cover pool/ Rating	<ul style="list-style-type: none">- Highly granular cover pool from purely residential loans- Our Pfandbriefe have been awarded the top Aaa rating
Funding	<ul style="list-style-type: none">- The issuance of Pfandbriefe serves to refinance housing financing
Outlook	<ul style="list-style-type: none">- Private households continue to be very keen to buy homes, but the market environment is challenging (including high inflation and interest rates). High volume of energy-efficient refurbishments expected in future- The energy renovation requirement is estimated at €80 billion p.a. in 2025¹- The volume of (debt) financing in the housing financing business with private households in Germany is expected to be around €200 billion in 2025²- Stable Bauspar market expected at the level of 2024³

¹ Report of the Working Group for Contemporary Building: “Housing construction - the future of the existing building”, February 2022, own calculations

² Housing financing: MAD - Research; German Bundesbank: MFI interest rate statistics as of 09/2023, own projections

³ MAD - Research; Association of private building societies, own estimates

1. Schwäbisch Hall at a Glance

2. Business Strategy

3. Balance Sheet and Income Statement Data

4. Cover Pool

5. Funding

6. Rating

1. Schwäbisch Hall at a Glance

2. Business Strategy


3. Balance Sheet and Income Statement Data

4. Cover Pool

5. Funding

6. Rating

Bausparkasse Schwäbisch Hall at a glance



Largest German
Bausparkasse with
34.7% market share

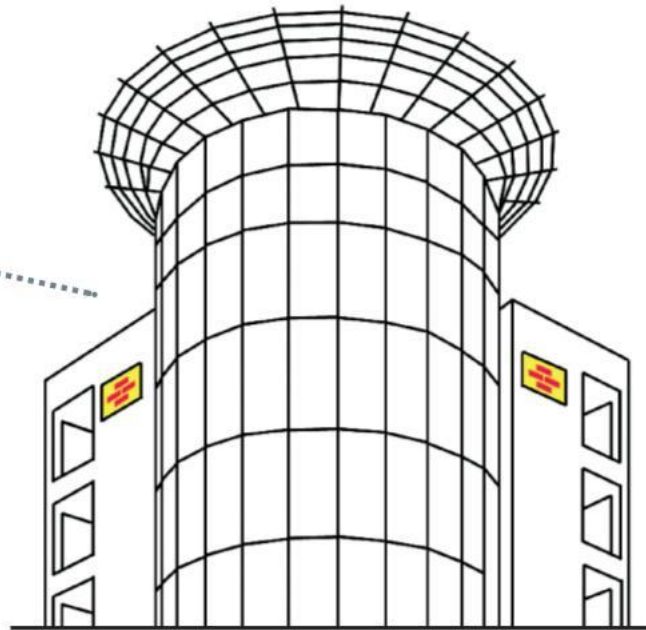


Around 7m customers
in Germany and abroad (around 6.1m in DE)



One of Germany's largest providers
of housing finance with more than

**Around €13.6bn new housing
financing business***



Around 7m contracts
More than €328bn Bauspar sum in the portfolio

*Includes other building loans, suspended repayment loans, bridging loans, *Bauspar* loans and housing financing brokered to institutions of the German Cooperative Banking Group.

Our Success Story



Continuous growth – for 90 years

1931 16 May: Established in Cologne as “Deutsche Bausparer AG, Bau-, Spar- und Entschuldungskasse”

1944 Schwäbisch Hall becomes the new head office due to wartime events

1956 Investment by “Raiffeisen-Zentralkassen” (agricultural credit cooperatives’ central institutions).
New name: “Bausparkasse Schwäbisch Hall AG, Bausparkasse der Volksbanken und Raiffeisenkassen”

1975 The Schwäbisch Hall brand animal is born:
The Bauspar fox takes the stage

from 1992 Establishment of in Eastern Europe (currently Slovakia) subsidiaries*



from 1994 Establishment of:
Schwäbisch Hall Training GmbH (SHT)
Schwäbisch Hall Kreditservice GmbH (SHK)
Schwäbisch Hall Facility Management GmbH (SHF)

2004 Bauspar starts in China (in four provinces since 2018)

2014 Evolution of business strategy: On the way to becoming a provider of housing finance with a Bausparen core business segment

from 2018 Establishment of: BAUFINEX: online sales platform
Schwäbisch Hall Wohnen: digital sales Impleco: digital ecosystem for all aspects of “Building and Living”

2022 At €51.1 billion, best sales performance in the Company’s history

*minority interests

Strategic domestic investments



Digital platform business / sales support



Processing for Bauspar
and lending business



Optimising housing
financing processes



Facilities
management



Broker
marketplace



Digital sales



Building and Living
digital ecosystem



Data-driven
market
cultivation
solutions

Our Partners – the Basis of our Success



The German Cooperative Banking Group



Around **700** cooperative banks



Around **135,400** employees



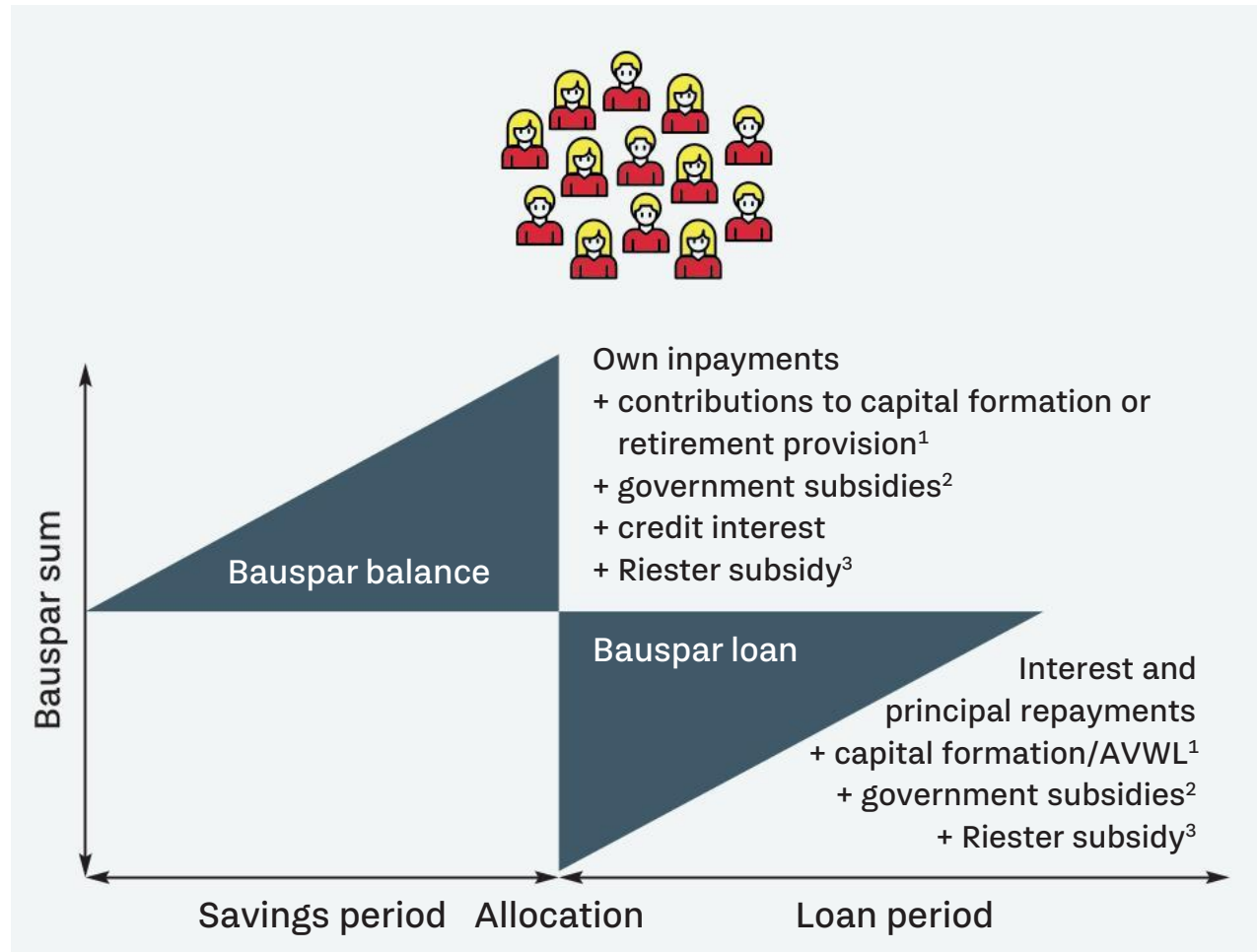
17.6 million members



A+/AA – Network rating
by Standard & Poor's and Fitch Ratings



How Does Bausparen Work?



¹AVWL: payments by employer in addition to salary depending on industry

²Income limits and other conditions apply

³If eligible/conditions are satisfied

⁴Other allocation conditions apply



Saving equity capital

For Bausparen, the customer enters into a **Bauspar contract** for a specific Bauspar sum and saves about half of this amount in regular instalments



Taking out loans

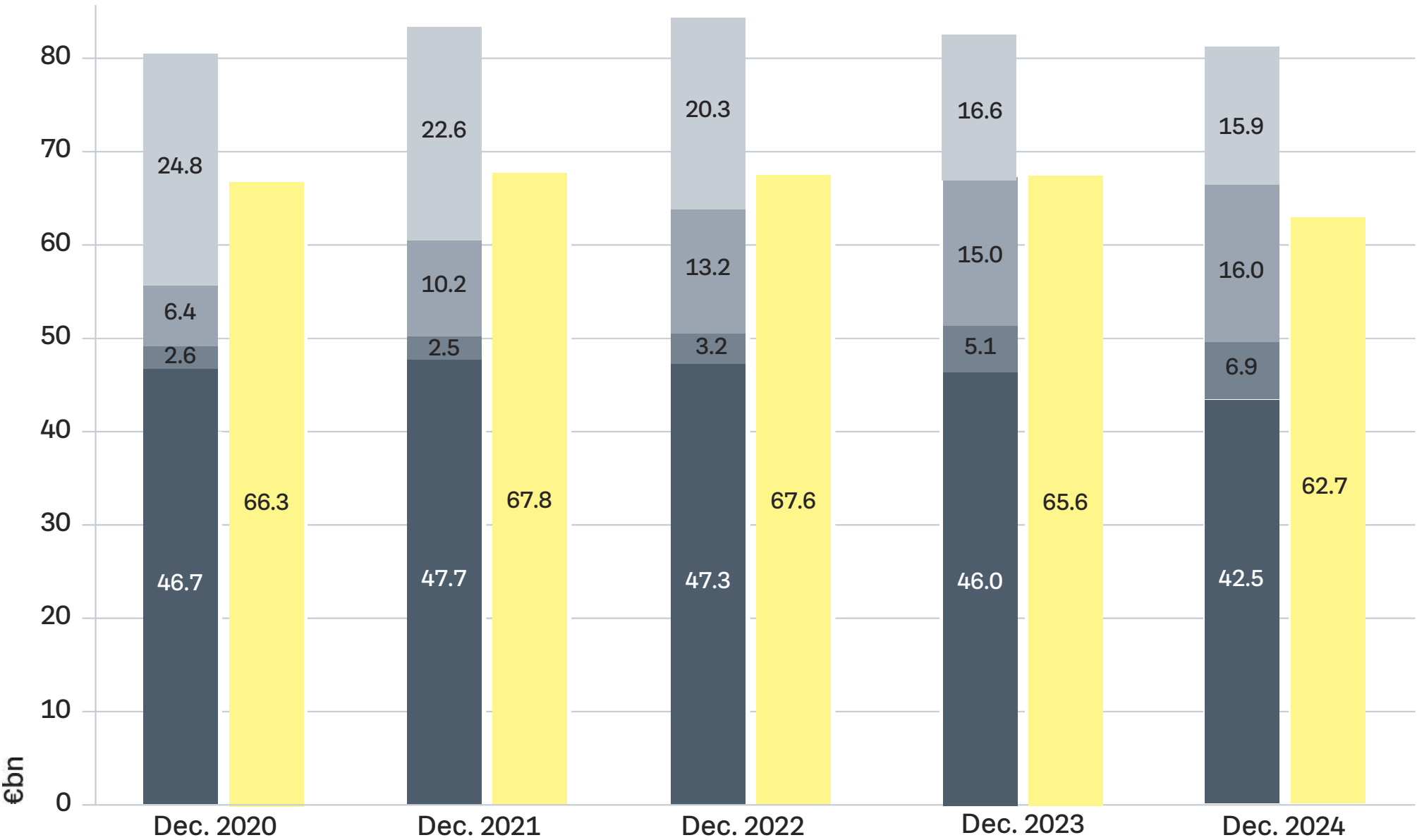
Once the agreed portion of the Bauspar sum has been saved⁴, a **low-interest Bauspar loan** can be taken out for the remainder



Paying back convenient instalments

In the **interest/principal repayment phase**, the customer pays back the loan in regular monthly instalments

Solid business development



Assets Financial

- Investments
- Other building loans
- Bauspar loans
- Advances and bridging loans

Liabilities

- Bauspar deposits

1. Schwäbisch Hall at a Glance

2. Business Strategy

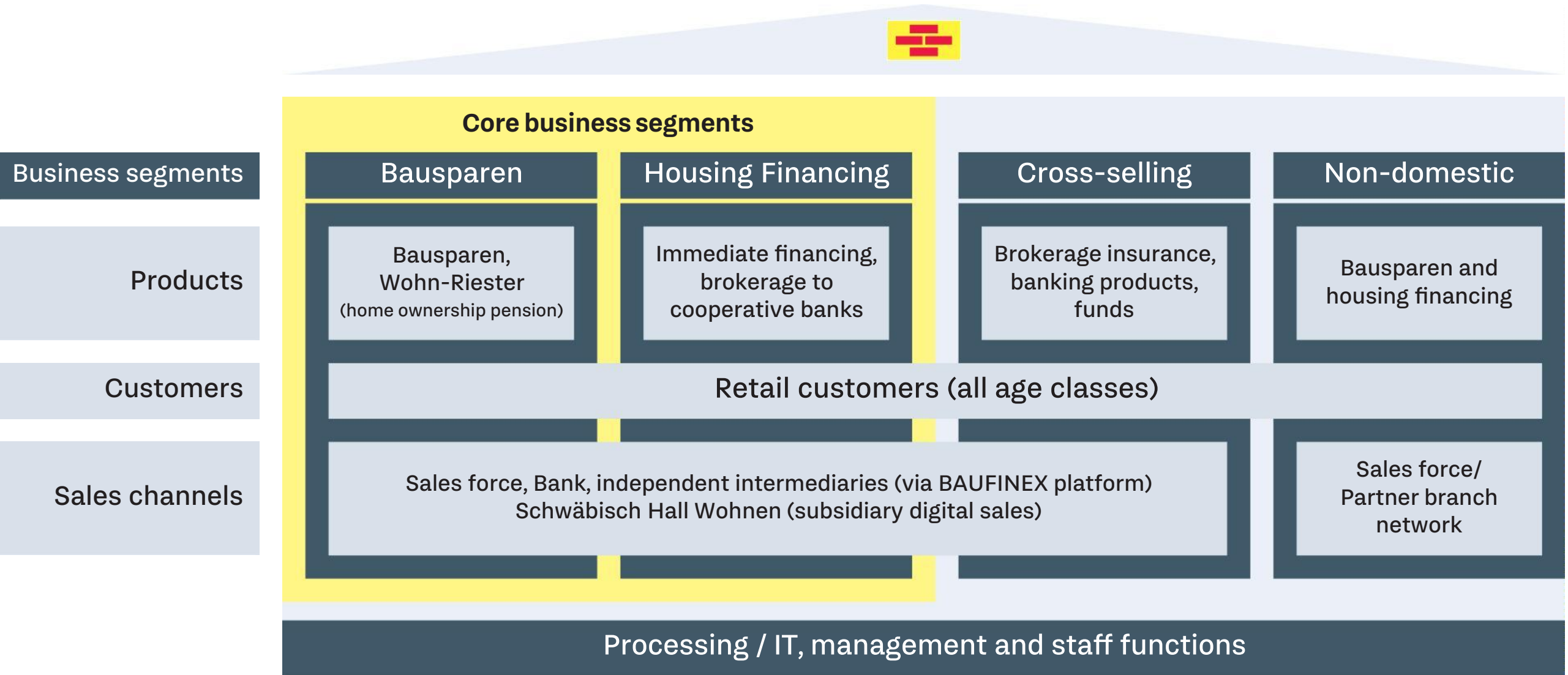
3. Balance Sheet and Income Statement Data

4. Cover Pool

5. Funding

6. Rating

Business Model and Business Segments



Our Ambition: No. 1 Provider of Housing Finance

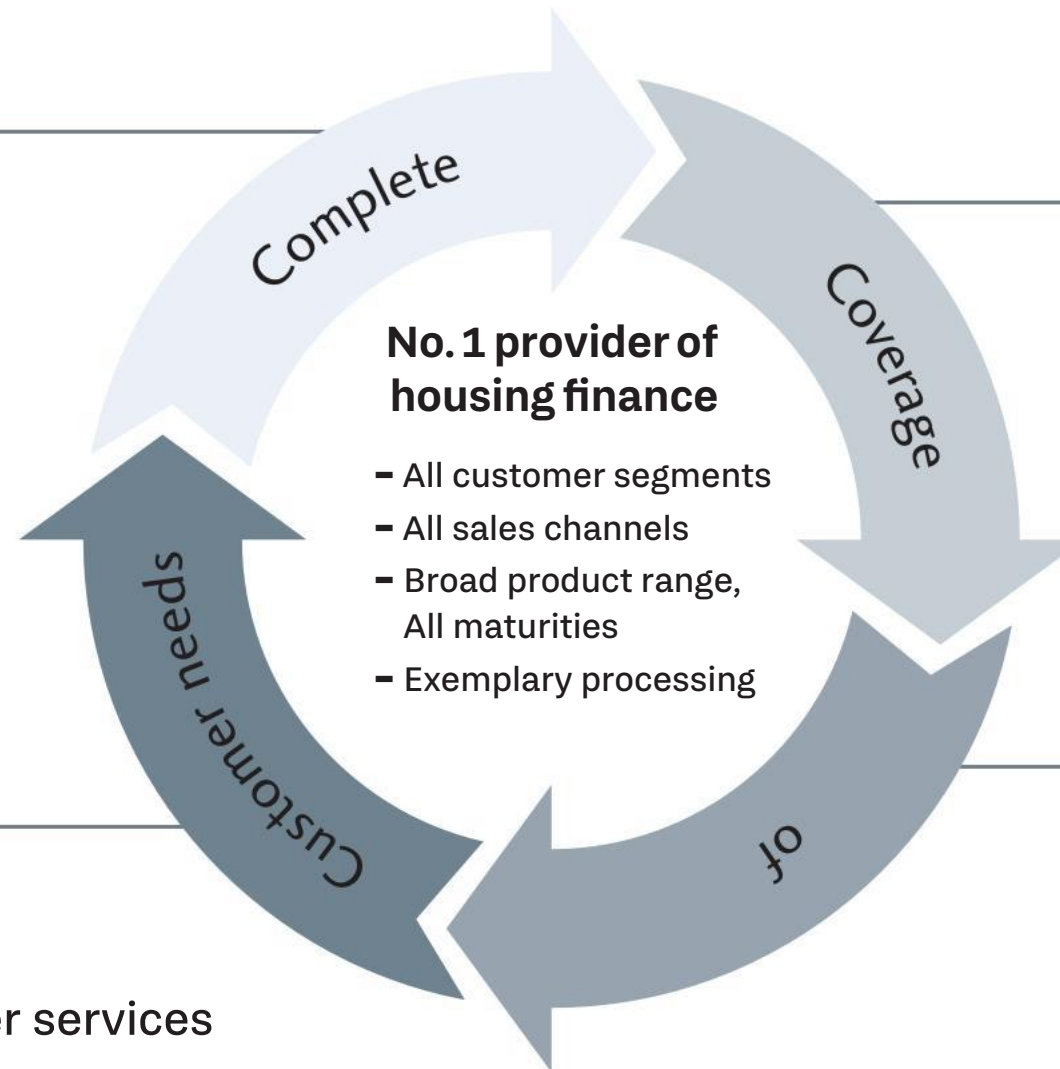


Sales/customer care

- Large number of expert housing finance advisers
- Nationwide cooperation with the banks of the German Cooperative Banking Group
- Expansion platform business

Service

- Ongoing enhancement of advisory systems
- Further expansion of customer services (Customer Journey)



Products, conditions/commissions

- End-to-end cover of customer needs
- Wohn-Riester as a unique selling point
- Attractive conditions

Processes

- Cost-effective loan processing (economies of scale)
- Expansion of process automation (E2E)

Our Unique Selling Points




Powerful sales organisation

- ~ 3.000 force employees
- Nationwide cooperation with the cooperative banks
- BAUFINEX B2B-platform


Broad customer base

BSH: ~ 6.1m customers
GCBG: ~ 30m customers



Funding by collective independent of capital markets
New: supplemented by Pfandbriefe (covered bonds)

Increase in market share in Bausparen to 34.7%*



High brand recognition

„Auf diese Steine können Sie bauen“
(You can build on these stones)



*Source: Association of German Pfandbrief Banks (vdp), own calculations

1. Schwäbisch Hall at a Glance

2. Business Strategy

3. Balance Sheet and Income Statement Data

4. Cover Pool

5. Funding

6. Rating

Schwäbisch Hall Group: selected financial data (IFRS)

	31 Dec 2024	31 Dec 2023
Balance sheet total in €m	82,684	84,369
Equity in €m	4,412	4,454
Common Equity Tier 1 capital ratio in %	25.4	24.1
Profit before tax in €m*	64	20
Cost/income ratio in %	85.5	93.4
RORAC in %	1.5	0.7
LCR in % (only Bausparkasse SHA AG)	267.4	254.8
LTV in % (only Bausparkasse SHA AG)	55	56
NPL in %**	0.81	0.67
DZ BANK AG and Bausparkasse Schwäbisch Hall have entered into a profit and loss transfer agreement		

*Financial report page 206 + 229, ** Financial report page 15

Schwäbisch Hall Consolidated Balance Sheet



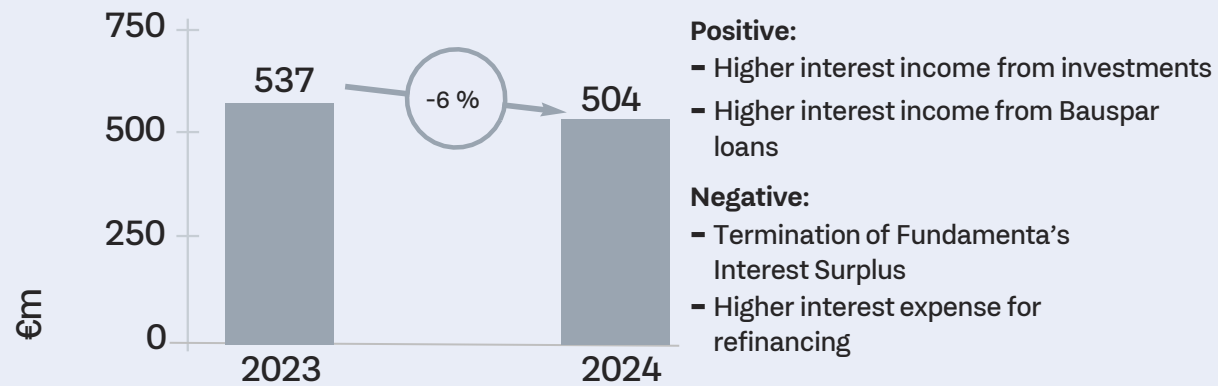
Assets			Equity and liabilities		
€m	31 Dec 2024	31 Dec 2023	€m	31 Dec 2024	31 Dec 2023
Loans and advances to banks	3,333	4,460	Deposits from banks	9,685	9,470
Loans and advances to customers*	67,390	66,989	Deposits from customers	62,855	64,152
Positive fair values of hedging instruments	11	15	Fair value changes of hedged items in portfolio hedges of interest rate risk	-95	-138
Investments	11,028	10,226	Issued bonds	4,110	3,031
Investments accounted for using the equity method	98	88	Negative fair values of hedging instruments	139	176
Intangible assets	138	154	Provisions	1,058	1,210
Property, plant and equipment and right-of-use assets	91	95	Income tax liabilities (current + deferred)	8	264
Income tax assets (current + deferred)	746	766	Other liabilities	512	217
Other assets	77	47	Liabilities included in disposal groups qualifying as held for sale**	-	1,533
Loss allowances	-228	-204	Equity	4,412	4,454
Non-current assets and disposal groups classified as held for sale**	-	1,733	Total equity and liabilities	82,684	84,369
Total assets	82,684	84,369			

*incl. country borrower's note loans; **Sale of Fundamenta see number 29 (page 229f financial report 2024)

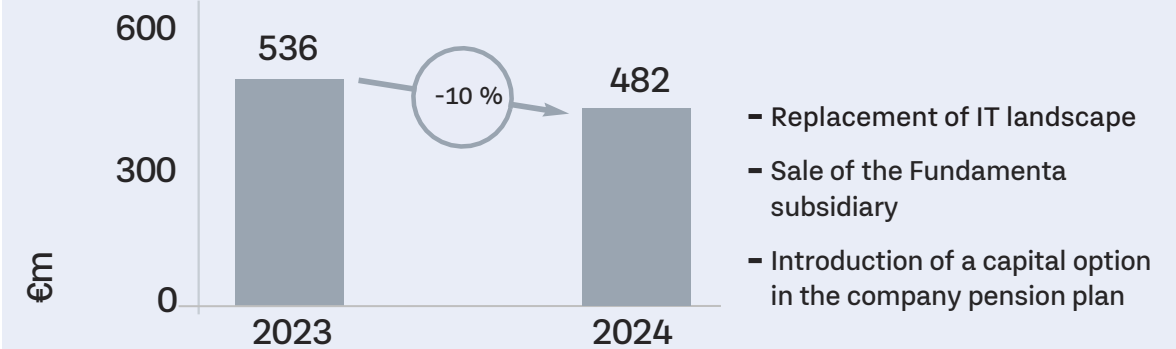
Income, Expense and Earnings Trends



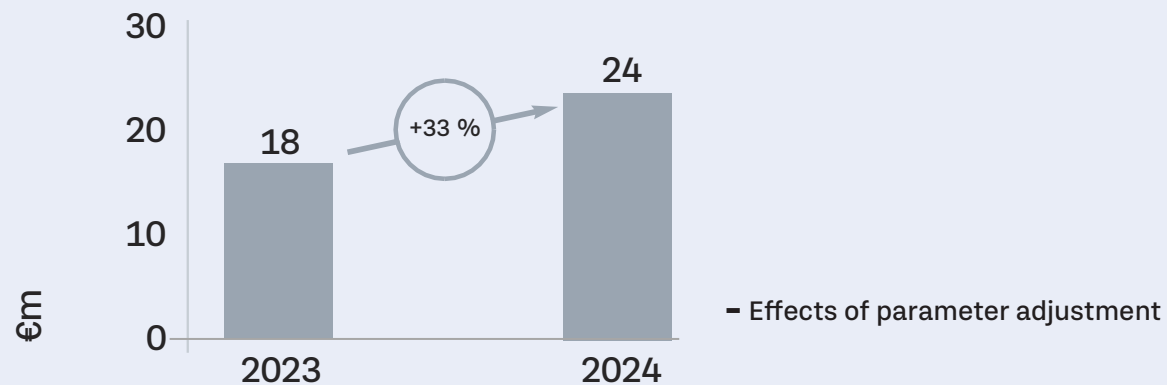
Net interest income / Net fee and commission income



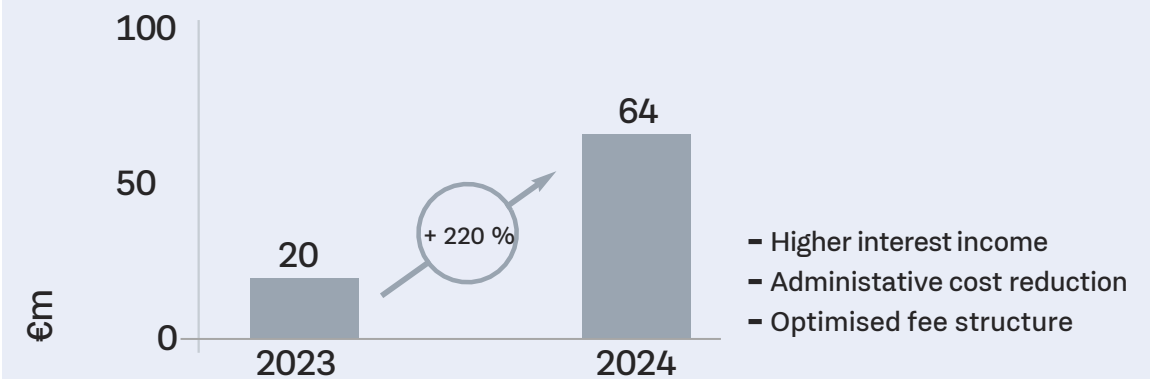
Administrative expenses



Loss allowances



Profit before tax



IFRS Income Statement* (condensed)



€m	31 Dec 2024	31 Dec 2023
Net interest income	519	550
Net fee and commission income	-15	-13
Other gains or losses on valuation of financial instruments	-4	1
Gains or losses on derecognition of financial assets measured at amortised cost	-	-2
Loss allowances	-24	-18
Administrative expenses	-481	-536
Other net operating income	62	38
Gains or losses from discontinued business segments	7	-
Profit before taxes	64	20**
Income taxes	-2	14
Net profit	62	34

*BSH-Group; **Sale of Fundamenta see number 29 (page 229f financial report 2024)

1. Schwäbisch Hall at a Glance

2. Business Strategy

3. Balance Sheet and Income Statement Data

4. Cover Pool

5. Funding

6. Rating

You Can Build on This Cover Pool



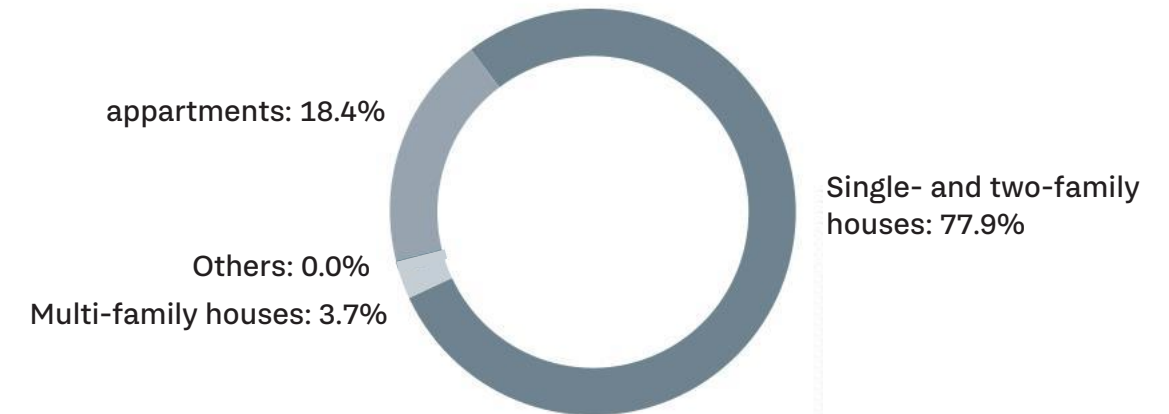
Cover Pool: Private residential property finance



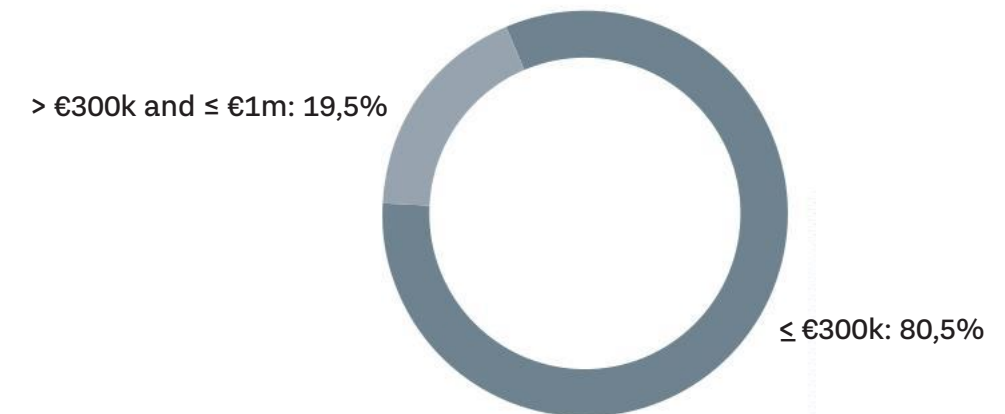
as of: 30 June 2025

- **Residential property cover pool**
due to Bausparkassen Act
(significant restrictions for commercial lending)
- Granular, Germany-wide **diversified loan portfolio**
 - Around 87% owner-occupied property
 - Around 77% single- and two-family houses
 - All collateral located in Germany
 - No foreign currencies

Usage category of regular cover assets

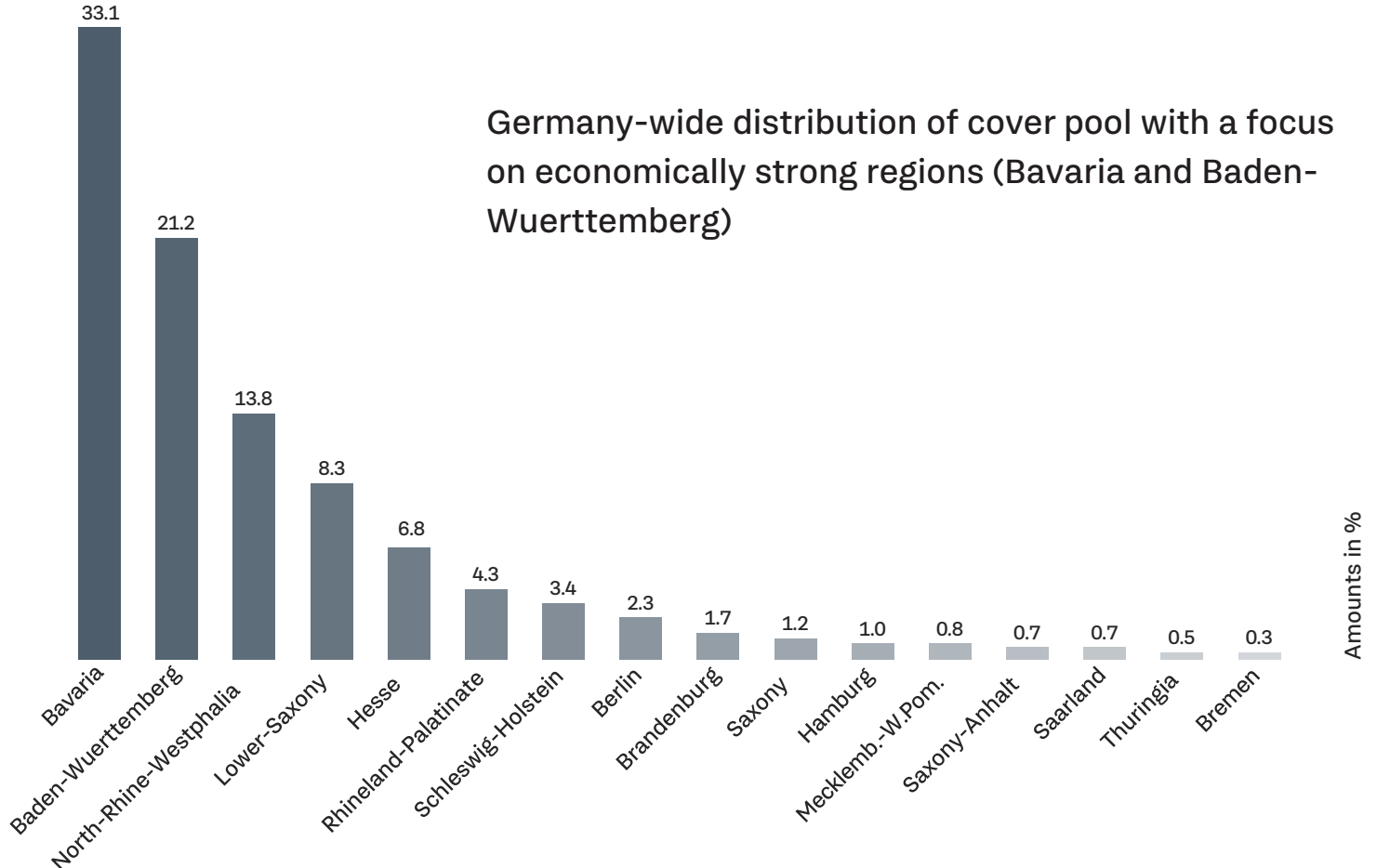
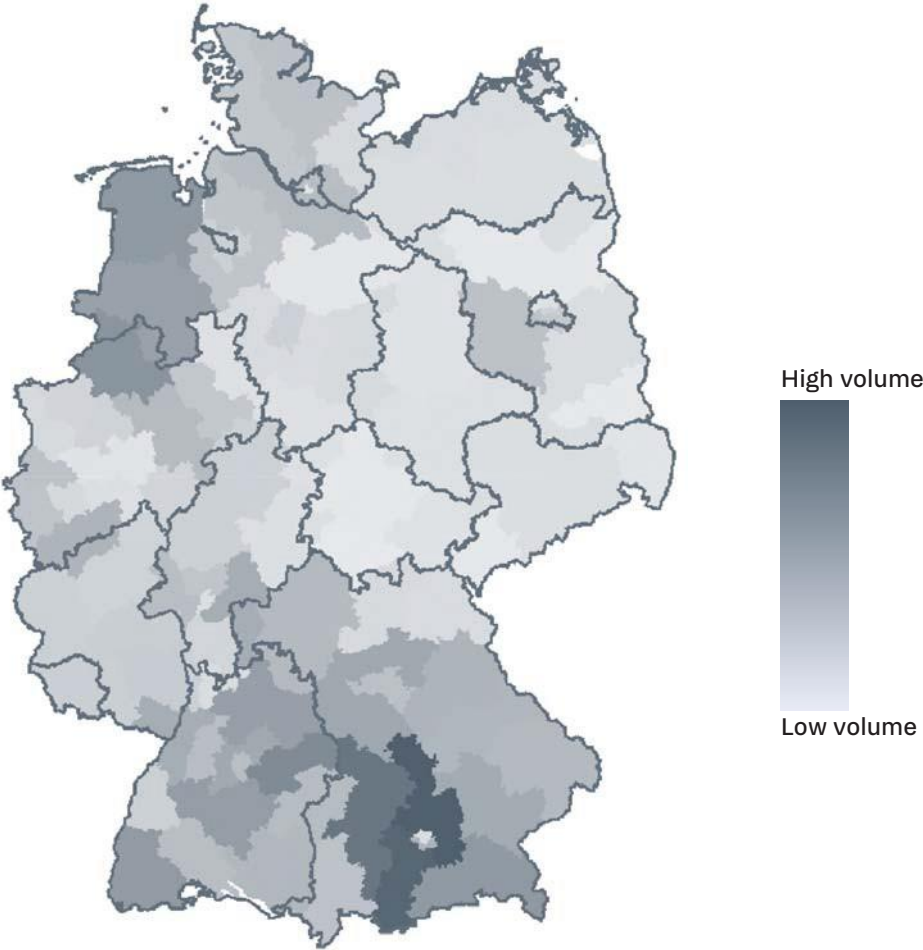


Granular cover assets: Size classes of mortgage cover



Regional distribution of regular cover pool assets

as of: 31 Dec 2024



A Sustainable Business



Living and encouraging corporate responsibility

We voluntarily publish our annual sustainability report with CSDR/ ESRs. Furthermore, we are active in the following fields of action:

Products and services

- Supporting our customers with sustainable asset formation and private retirement provision using home ownership
- Products and services for sustainable building and living
- Measuring the ESG performance of the credit portfolio

Sustainable banking

- Climate strategy in the DZ BANK Group and the Schwäbisch Hall climate course
- Climate-friendly operation of Schwäbisch Hall's
- head office External commitments (e.g. Stiftung KlimaWirtschaft, Association for environmental management and sustainability in financial institutions)

Responsible employer

- HR policy based on stages of the employee life cycle with many additional benefits High level of employee
- satisfaction and identification with employer
- Regular awards, e.g. “Top Employer 2024”

Social commitment

- Active role as a corporate citizen in the region
- Specific support for volunteering and social and cultural projects
- Engagement with foundations and alliances

We determine ESG-related KPIs for the credit portfolio (bottom-up)

The bottom-up method is based on detailed real estate data.¹

ESG KPIs (31.12.2024):



SDG impact

Proportion of Schwäbisch Hall financing that positively impacts the United Nations Sustainable Development Goals (SDGs): **approx. 41,6%**



CO₂ footprint

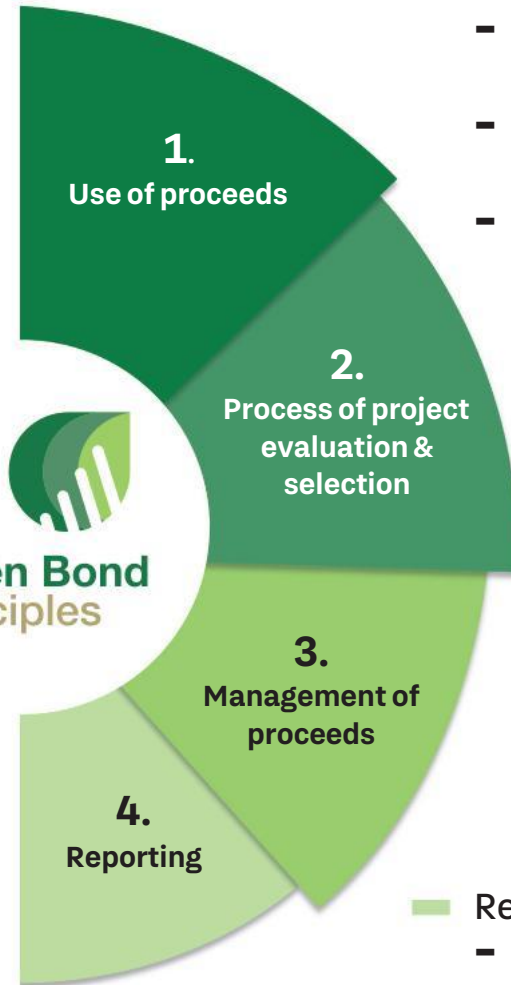
Co-financed CO₂ emissions through our lending business: **approx. 1.18 million t CO₂**

¹ For the residential real estate financing business, approximate bottom-up EPC classifications are available. For new transactions, we have been collecting actual energy performance certificates since January 1, 2024.

Green Bond Framework Based on ICMA Green Bond Principles



Green Pfandbriefe by Schwäbisch Hall:



- (Re-)Financing of Eligible Green Assets (mortgage loans) for **energy-efficient residential real estate**:
 - **Top 15%*** of the German national residential building stock (for new construction and acquisition of buildings)
 - **NZEB -10%:** For buildings 2021 onwards primary energy demand at least 10% better than nearly zero energy buildings (NZEB)
 - **Modernization:** At least 30% improvement of energy consumption/demand
- **Admission of Eligible Green Loans to the Green Cover Pool** based on the Eligibility Criteria defined in the Green Bond Framework:
 - Selection of Green Mortgage Loans supported by IT systems
 - Review and refinement of the eligibility criteria by a dedicated team of sustainability and funding experts
- Proceeds from Green Bonds are managed on a **portfolio basis**:
 - Earmarking of Eligible Green Loans and creation of a sub-portfolio from the Pfandbrief cover pool
 - Monitoring to ensure that the volume of Eligible Green Loans permanently exceeds the volume of Green Bonds outstanding (“Green Overcollateralization”)
- Regular publication of **investor reports** :
 - **Allocation Report:** Information on Green Assets and outstanding Green Bonds
 - **Impact Report:** Information on energy savings and avoided carbon emissions



BSH issues Green Bonds exclusively as **Mortgage Pfandbriefe** in accordance with the Minimum Standards for Green Pfandbriefe of the Association of German Pfandbrief Banks (vdp) and the German Pfandbrief Act

as of: 30 June 2025

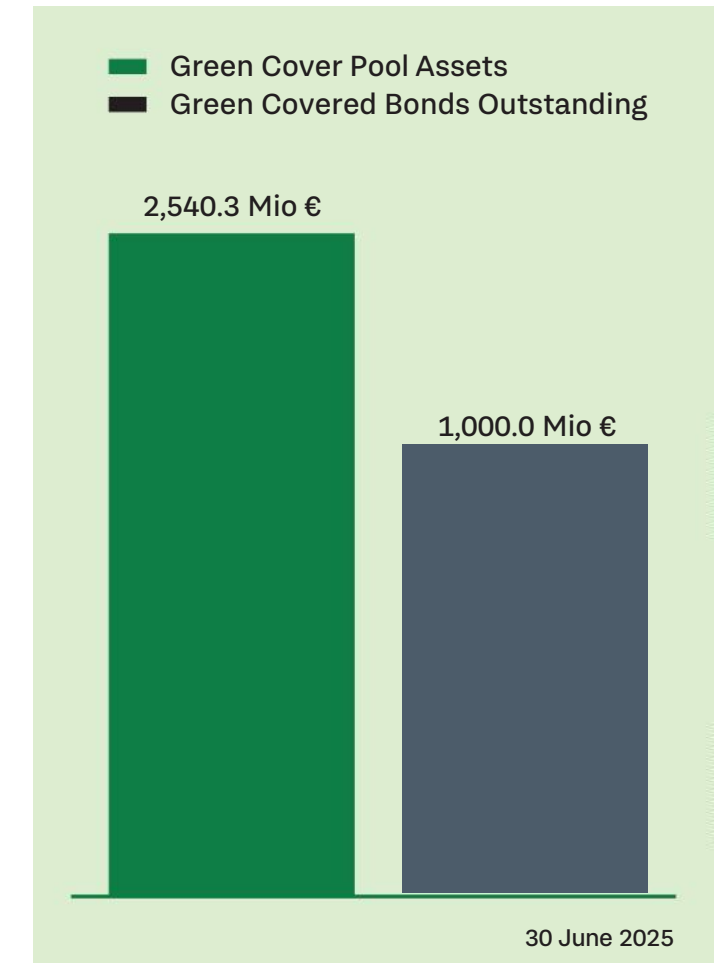
*Drees & Sommer study for member institutes of the Association of German Pfandbrief Banks

Highlights Green Cover Pool



Overview Green Cover Pool and Green Mortgage Covered Bonds Outstanding		30 June 2025
Green Mortgage Covered Bonds	€m	1,000.0
Green Cover Pool	€m	2,540.3
Green Cover Ratio	%	254

- The proceeds of the Green Bonds are used for financing and refinancing **energy-efficient buildings**
- Green cover pool assets comprise eligible **mortgage loans** as defined in the Green Bond Framework of Bausparkasse Schwäbisch Hall
- The Eligibility Criteria are defined with the aim that the energy-efficient buildings represent a selection of the **top 15%** of the national building stock in Germany*



*based on a study conducted by Drees & Sommer for the Association of German Pfandbrief Banks (Verband deutscher Pfandbriefbanken –vdp)

Overview of the structure and quality of the Green Cover Pool




Green Allocation Indicators	30 June 2025
Over-Collateralization of Green Mortgage Covered Bonds Outstanding	154 %
Eligible Green Cover Pool Currently not Allocated to Outstanding Green Bonds	1,540.3 €m
Percentage of Eligible Green Cover Pool Allocated to Outstanding Green Bonds	39 %


Additional Informationen About the Mortgage Loans of the Green Cover Pool

Loan Purpose	€m	Loan Balance Cover Assets	€m
Acquisition of Residential Real Estate	640.8	≤ €300.000	1,897.1
New Residential Builds	1,899.3	> €300.000 ≤ €1m	643.2
Other	0.2	> €1m ≤ €10m	0.0
Total	2,540.3	> €10m	0.0

Usage category of green cover assets



Granular cover assets: Size classes of mortgage cover



1. Schwäbisch Hall at a Glance

2. Business Strategy

3. Balance Sheet and Income Statement Data

4. Cover Pool

5. Funding

6. Rating

Our Target Vision for the Future Funding Structure



Asset	Liabilities	Note
Bauspar loans	Bauspar deposits	<ul style="list-style-type: none">- The new lending business increases total assets- Issuance of Pfandbriefe as an additional, sustainable and low-cost source of funding in line with the business model- Future growth in cover pool will enable regular issuances in sub-benchmark and benchmark formats- Bauspar deposits will remain an important source of funding- Additional requirements will be met by borrowing
Own investments		
Non-collective loans		
	Pfandbriefe	
	Borrowings and other liabilities	

Future funding via Bauspar deposits and **Pfandbriefe**

ECBC membership and acquisition of covered bond label



Issuer	Kind of Pfandbrief	Maturity	Volume	Cupon	ISIN	ESG
BAUSCH	Hyp. Pfandbrief	16.01.2029	500 Mio. EUR	2.875	DE000A3824G4	Green 
BAUSCH	Hyp. Pfandbrief	13.09.2029	500 Mio. EUR	2.375	DE000A30VN02	-
BAUSCH	Hyp. Pfandbrief	22.10.2030	500 Mio. EUR	0.01	DE000A3H24G6	-
BAUSCH	Hyp. Pfandbrief	22.01.2031	500 Mio. EUR	2,875	DE000A4DFCH4	-
BAUSCH	Hyp. Pfandbrief	28.10.2031	500 Mio. EUR	0.20	DE000A3MP6H1	-
BAUSCH	Hyp. Pfandbrief	24.06.2032	500 Mio. EUR	2.875	DE000A30V8H6	-
BAUSCH	Hyp. Pfandbrief	27.04.2033	500 Mio. EUR	0.20	DE000A3E5S18	-
BAUSCH	Hyp. Pfandbrief	16.11.2033	500 Mio. EUR	3.00	DE000A383JG8	Green 
BAUSCH	Hyp. Pfandbrief	17.05.2034	500 Mio. EUR	2.00	DE000A30VH59	-

1. Schwäbisch Hall at a Glance

2. Business Strategy

3. Balance Sheet and Income Statement Data

4. Cover Pool

5. Funding

6. Rating



	Moody's	S&P	Fitch
Issue ratings			
Hypothekenpfandbrief (German mortgage covered bonds)	Aaa	—	—
Bank ratings*			
Long-term	Aa2	A+*	AA-*
Outlook	stable	stable*	stable*
Short-term	P-1	A-1*	F1+*

as of: June 2025

Rating provider	Rating	Date of Rating
ISS ESG	Prime/ C+	2022

Schwäbisch Hall organises its sustainability activities under the umbrella of the DZ BANK Group. The results receive regular recognition: ISS ESG, one of the leading rating agencies for sustainable investments, has confirmed the corporate rating of „**Prime-Status C+**“ awarded to the DZ BANK Group and therefore also to Bausparkasse Schwäbisch Hall.

This means that Schwäbisch Hall remains in the top group of particularly sustainable companies.

*S&P and Fitch: collective rating for the German Cooperative Banking Group

Details of the Rating Profile



Moody's Pfandbrief rating: Aaa

- Bausparkasse Schwäbisch Hall is rated **Aa2** (high quality and subject to very low credit risk)
- BSH's **Pfandbriefe** have been awarded the **top Aaa** rating (highest quality, with minimal credit risk)

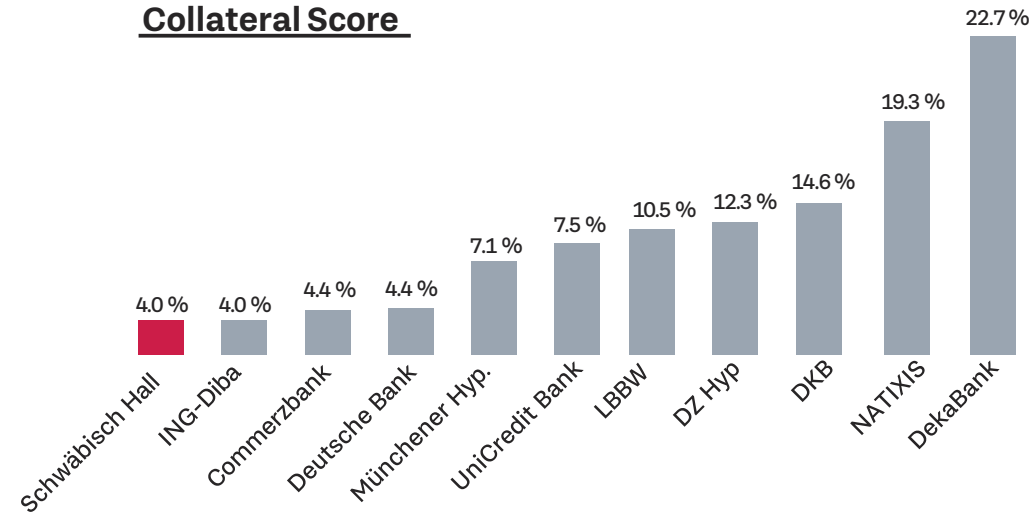
Aaa

+6 Leeway

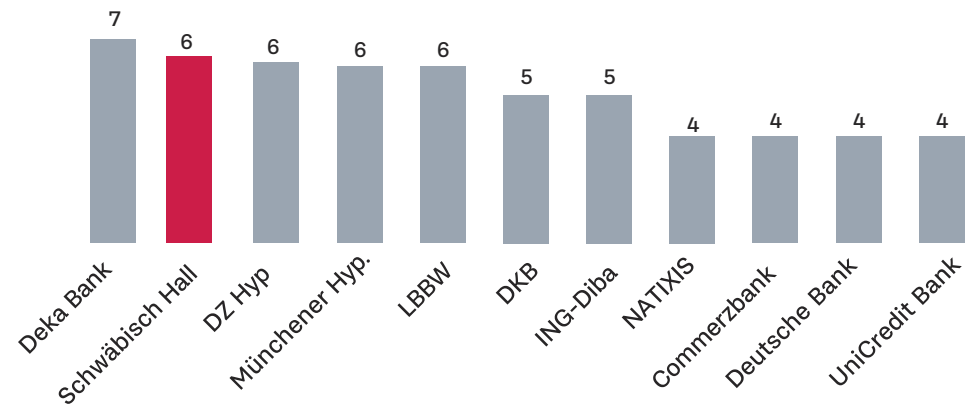
Very good combination of leeway and collateral score in the market

Selected rating details

Collateral Score

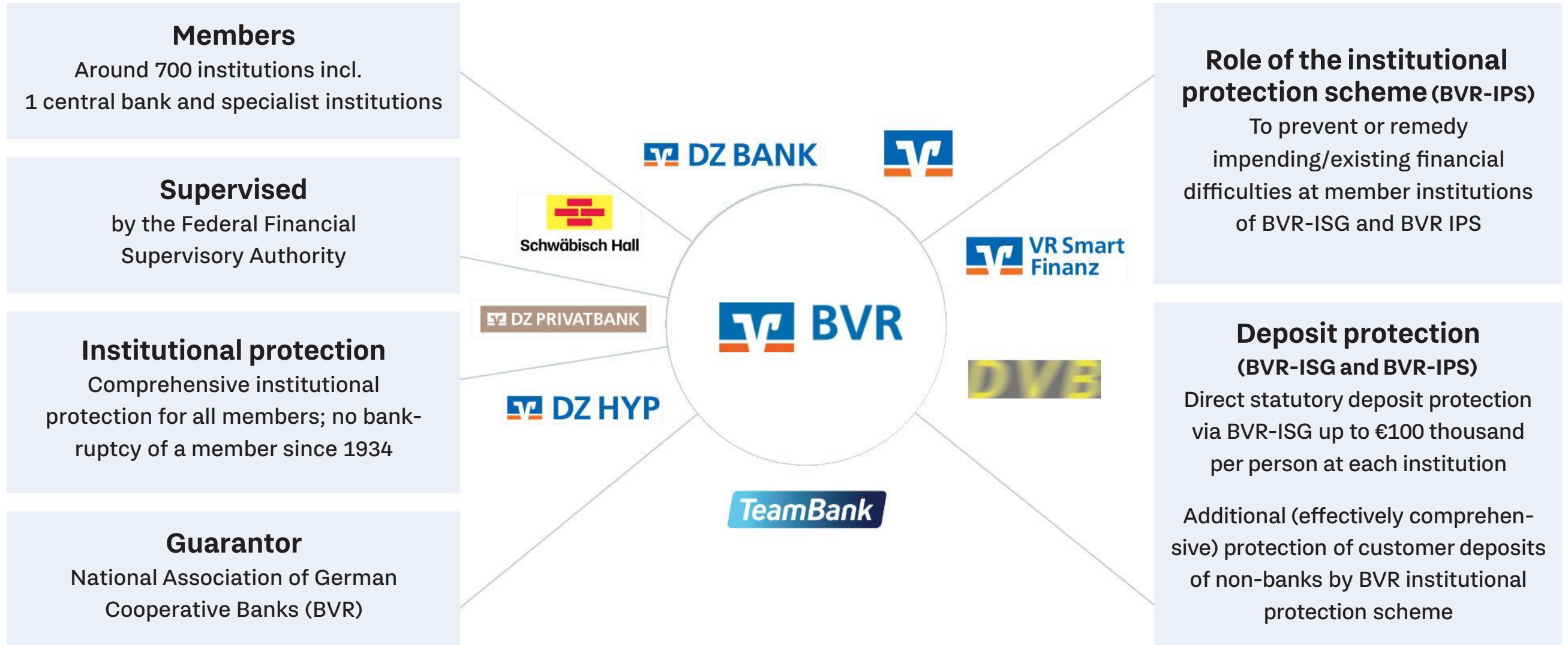


Leeway



- Moody's assesses the **credit risk of the Pfandbrief cover pool** based on the "collateral score"
- The better the **credit quality**, the **lower** the collateral score
- Schwäbisch Hall's Pfandbriefe have a **collateral score of 4.0%**
- **Another indicator** has also become established for Pfandbriefe: How many notches can the institution's rating fall before the Pfandbrief rating is cut (under otherwise identical conditions)? (= leeway)
- For Bausparkasse Schwäbisch Hall, the **leeway is 6 notches**

BVR Cooperative Institutional Protection Scheme



**Any questions?
– We're happy to help!**

Bausparkasse Schwäbisch Hall AG

Crailsheimer Straße 52

74523 Schwäbisch Hall, Germany

Rolf Hübner /Head of Operational Treasury

E-Mail: rolf.huebner@schwaebisch-hall.de

Michael Wüst /Funding/Investor Relations/Operational Treasury Manager

Telefon: 0791 - 46 - 2421

E-Mail: michael.wuest@schwaebisch-hall.de

Regina Sofia Wagner /Head of Communications

Telefon: 0791 - 46 - 9741

E-Mail: regina.sofia.wagner@schwaebisch-hall.de

Disclaimer



This document was prepared by **Bausparkasse Schwäbisch Hall AG** and is intended for information purposes only. The information contained herein is not directed at any person or entity subject to US securities laws and may not be distributed in the US or in any jurisdiction in which its distribution is prohibited.

This document does not constitute either a public offer or an invitation to submit an offer to purchase securities or financial instruments. It cannot replace an independent examination of the opportunities and risks related to the product presented, taking into account the relevant investment objectives.

No investment decision relating to any securities or other financial instruments may under any circumstances be made on the basis of this document, but only on the basis of a prospectus. In particular, **Bausparkasse Schwäbisch Hall AG** does not act as an investment adviser or on the basis of an asset management obligation.

This document does not constitute any financial analysis.

The data, facts and information used in this document do not claim to be complete, accurate or appropriate but, to the best of our knowledge, have been taken from sources considered to be reliable, although we have not verified all such information ourselves. The information and statements are as at the preparation date of this document. They may change at any time or become outdated due to future developments without **Bausparkasse Schwäbisch Hall AG** being under any obligation to correct or update the information contained herein or to inform you of this. Accordingly, **Bausparkasse Schwäbisch Hall AG** makes no warranty or representation regarding the accuracy, completeness or correctness of the information or opinions contained herein. **Bausparkasse Schwäbisch Hall AG** accepts no liability for direct or indirect damage or losses caused by the distribution and/or use of this document and/or in connection with the distribution and/or use of this document.

This document may contain expectations and forecasts relating to the future. Such forward-looking statements, in particular with regard to the business and earnings performance of **Bausparkasse Schwäbisch Hall AG**, are based on planning assumptions and estimates and are subject to risks and uncertainties. Actual results may therefore differ from those currently projected.

The information contained in this document is the property of **Bausparkasse Schwäbisch Hall AG** and may not be disclosed to third parties or used for other purposes without the prior consent of **Bausparkasse Schwäbisch Hall AG**.